



Los Alamos Piecemakers Newsletter

November 2001 www.losalamos.com/lap

Los Alamos Piecemakers 2001 Board Members

President

Theresa Feller, 662-1967
(tfeller@losalamos.com)

1st Vice President/Programs:

Nicole Dunn

2nd Vice President/Programs

Lynn Parker

Membership

Jodi Jurney

Secretary

Bev Aiken

Treasurer

Nancy Lemons

Community Service

Brenda Edeskuty

Internet Web Page

Jo Ann Painter

Historian

Michaella Kaszuba

Librarian

Mardel Schmiedicke

Newsletter Editors

Rosemary Sallee / Joanne Dyer
rosmarysallee@yahoo.com

MYSTERY QUILT:

It's a Mystery! Check out the fourth installment of our mystery quilt in this month's newsletter (one more to go)! The pattern was designed by **QuiltZine's Peg Bennett** – check out her other wonderful mystery quilts on www.QuiltZine.com.

UPCOMING MEETING INFORMATION:

December 11, Winter Project, 7 p.m. United Church, Los Alamos.
Nicole is planning a great project – **and we're planning a special surprise for Mardel!**
See below in Theresa's message for instructions. **Shhhh – don't tell her!**

Complete list of 2002 meetings will appear in December's newsletter.

QUILTMARKET 2001:

Great job! We took in a little over \$12,000 in six hours. We had 35 people participate and 32 people sold items. Lynn Parker was the top seller, Linda Olsen second, and Marion Kirchner third. I really appreciate all the help that everyone gave to me for the day of the Market. Special thanks to Lynn Parker, Linda Olsen, Barbara Forslund, and Brenda Edeskuty for helping me get the frames to take back to the library. –*Debbie Ussery*

BLOCK OF THE MONTH:

The Sew Sisters are doing the block of the month for 2001 / 2002, This year's blocks of the month will be a floral theme. We hope you will enjoy - the Sew Sisters. Here are upcoming blocks:

November - Forget-me-knots

December – Partridge Berry, 12" block

January - Flower Dash, 12.5" unfinished

DONATION/RAFFLE QUILT:

Lynn Hanrahan, who lives in Los Alamos with her husband and two young children, won this year's Donation quilt! She was thrilled and said she really wanted to win the quilt.

We sold all of the tickets and I would like to extend thanks to the following people: Micki Taylor and Diane Megalli for help in planning the design, colors and layout; big, huge thanks to Christa Manning for help in getting the squares pieced; and Nicole Dunn for quilting it so quickly.

These businesses displayed the quilt and sold tickets: Sew Enchanted, Brownell's Hallmark, Los Alamos National Bank, CB Fox, Sewing Center of Santa Fe and Pandys Quilt store.

The donation quilt is a whole guild effort and I would like to give super thanks to the people who took packages of tickets and sold them: Ann Daley, Rosemary Sallee, Yvonne Deshayes, Theresa Feller, Brenda Edeskuty, Lynn Pruvost, Mardel Schmiedicke, Carol Martin-Davis, Phyllis Holland, Micki Taylor and Joan Williams.

Thank you to Jane Macek, Ursula Hayter, and Diane Miller who sat with me and the quilt at LANB lobby. Judy Verzino, Phyllis Holland, Nancy Lemons, Carolyn MacDonnell, Lynn Parker, Carolyn Bush, Betty Oliphant and Joan Williams joined me at the August Arts and Crafts fair. Special thanks to my friend, Cathy Westley, who hauled quilt frames in her truck and came to give me a break when I was alone at the bank. I apologize fervently if I have omitted anyone. --*Evonne Holder*

PRESIDENT'S MESSAGE

Slate of New Officers for 2002:

- President – Yvonne Deshayes
- 1st Vice President - Lynn Parker
- 2nd Vice President -
- Membership - Jodi Jurney
- Secretary - Bev Aiken
- Treasurer - Michaela Kaszuba
- Community Service - Caitlin McLeod
(iamabundance@newmexico.com)
- Internet Web Page - Jo Ann Painter
- Librarian - Mardel Schmiedicke
- Newsletter Editors - Rosemary Sallee and Joanne Dyer (rosemarysallee@yahoo.com)

Nominating Committee - Jaquita York. If you know someone who, you feel, would make a good president or 2nd Vice President, please contact Jaquita or any of the board members. We will be voting on the 2002 slate of officers at the December meeting.

Quiltmarket was a great success. Nancy, Brook, and Debbie balanced the receipts to **16 cents** and were completely done within two hours. Lets give them a great big thank you! AND a big thank you to Debbie who took this on once again. What will we ever do without her!

The Donation quilt brought in an estimated \$1,850. Expenses were an estimated \$400. GREAT job Evonne Holder!!

Make sure you pick up a *Survey Form* for workshops next year. Lynn really would like your input to what we will be doing next year. Contact her at lynnparker@mindspring.com if you missed the form. Jo Ann will be posting it on the web also.

Donations Quilt for 2002 - Deborah Kubicek will head up this project. Next years quilt will be a Storm at Sea or a variation of that. Watch for kits at the December meeting.

2002 Quilt Show (October 12-13) Lisa Hale. Set up for quilt show will be the evening of October 11th. Lisa Hale stepped forward to be in charge of the quilt show. Lets give her all the support she needs for this event.

NEW POLICY - Only current LAP members may take workshops offered by LAP. If a non-member wants to take a LAP workshop, they must join LAP and pay the current yearly membership fee before signing up and paying for the workshop.

Budget Committee Meeting - Nancy Lemons will be holding a budget committee meeting. If you are interested in the finances of the Guild here is your opportunity to voice your opinion. Contact her at rossandnancy@worldnet.att.net.

Reminder -- you need to show your Membership Cards at Sew Enchanted in order to received the LAP discount.

SSSSHHH!! A SURPRISE FOR MARDEL SCHMIEDICKE!

Mardel, our Librarian, hauls all those books to every meeting and I just want to thank her for all her hard work and dedication. So what says it better then a friendship block? In the center row (see below) you can write any message you want to Mardel -- please use fabric pens when writing your message. Hand them to her at the December Meeting with a big smile and a big thank you!

BLOCK INSTRUCTIONS: Rail Fence 6 x 6 (finished)

2 ea - 2 1/2 inch x 6 1/2 inch rectangles in jewel-tone Batik fabrics

1 ea 2 1/2 x 6 1/2 inch rectangle white on white

Sew each 6 1/2 inch batik on each 6 1/2 inch side of the white on white rectangle (white will be in the center). Press toward the dark fabric. Should look like this when finished:

Batik
White on White
Batik

I am waiving my \$100 for my president quilt and giving it to Mardel's quilt.

Theresa Feller, 662-1967
Tfeller@losalamos.com

ANNOUNCEMENTS:

BINK Designs is moving! New address is a studio at 3801 Arkansas suite E right behind the Conoco Gas Station, next to Film Festival. BINK is still at the same number 662-3810 and by cell phone: 690-6539.

Cedar Crest Donation Opportunity. Some ladies at the Prince of Peace Lutheran church in Cedar Crest meet on Thursdays to make baby, lap & twin sized donation quilts for several charities in the area. Any fabric donations would be greatly appreciated. Also, old blankets or anything that can be used as batting. Please contact Kathy Straw at 672-1193. She will get the fabric to me. Thank you. Colleen Burns (ijb1@juno.com)

CLUSTER INFO

If you have a cluster that you would like to start or one that needs more members, please list that information in the newsletter. If your cluster is full, consider listing your contact

information so members can contact you about special projects.

The Material Girls Contact person: Ann Daley, phone: 672-0430. We meet the first and third Wednesdays at 7:30 pm, accept new members, and are very flexible and non-task oriented.

Nimble Thimbles meets the 1st and 3rd Thurs. at 9:30 a.m. Contact: Lynn Parker, 661-8433. Cluster is full.

The Quilt Toppers meet the third Thursday of every month, 6:30 – 8:30 pm. Contact: Rosemary Sallee, 983-4649. New members welcome, especially beginners.

Los Alamos Cloth Doll Club. We meet the 1st and 3rd Wednesday of every month at 7:00 pm in the Large Conference Room at the Los Alamos Medical Center. Membership is \$5.00 per year (to cover postage of the newsletter). We will be exploring the art of cloth doll making.

UPCOMING EVENTS

Thirteen Moons Gallery: Here's what's coming up: November 9 – December 7: quilts by Jane Sassaman, Ginney Eckley, Caryl Bryer Fallert, Barbara McKie.

Fall Class Schedules for Pandy's and Sewenchanted can be downloaded from:

<http://groups.yahoo.com/group/lapiecemakers/files/>

QUILTING AFTER SEPTEMBER 11

September 11 Quilts. My name is Drunell Levinson and I live in New York City, about one mile from Ground Zero. My group, September 11 Quilts, is a memorial project intended to provide quilters and artists all over the world with a way to mourn the September 11, 2001 tragedies. This project is modeled after the AIDS Memorial Quilt and the panels will be joined and displayed in a public setting.

We are looking for volunteers to make quilt panels. Panels should be exactly 3' x 6' (90cm x 180cm) in size. The quilt must have a front and back. Quilt batting is optional. You may use techniques such as appliqué, patchwork or piecing. You may use cotton, satin, wool or any other fabric, but non-stretch materials work best. You may incorporate objects or mementos, but keep in mind that the quilts will be folded and stored when not exhibited. Please do not use glue.

The quilt panels can reflect the families who are left behind, the individuals or groups of individuals who died. They can reflect the World Trade Center or its destruction; the firemen, policemen, or emergency workers who were on the scene; the office workers in the World Trade Centers or the Pentagon; the fires and devastation during and after the attack; or any other personal memory related to this tragedy.

Need more information? E-mail us with your questions. Need instructions on how to make a memorial quilt? Type "Sarah" in the subject line of your e-mail.

September11Quilts@yahoo.com Don't have e-mail? Write or

telephone us. We are happy to help you. Our address: September 11 Quilts, 122 Second Avenue, #3, New York, NY 10003-8328.

Please let us know that you are making a panel. We will send you a form to register your quilt. We need this information so that we will know how many quilt panels are being made, and so that we can get in touch with you to arrange to receive the quilt. Please do this before your quilt is completed.

The quilt panels will become the property of the September 11 Quilts project and will be on display at various venues throughout the United States and abroad. Anyone wishing to receive a personal invitation to the opening exhibition should e-mail us so that we can add your name to our mailing list.

If you would also like to tell us in writing about how the September 11 tragedies have affected you, we will be collecting these stories for display at gallery exhibitions related to the tragedies. Please e-mail these stories to us at "MourningArt@yahoo.com". **There is no deadline.** We will not display your e-mail address or any personal information-- just your story. Your first name ONLY will be used. You will be advised in advance of exhibition events.

If you have any questions or need further information, please do not hesitate to contact me. Best regards. --Drunell

WTC Memorial Quilt. This group is accepting quilt blocks and donations of supplies for a memorial quilt for the victims of the WTC (similar to the AIDS quilt). The website is: <http://www.wtcmemorialquilt.com>

Quilt Heritage Foundation. Quilters who would like to make American Spirit charity quilts can find more information and free patterns at the project's website, www.americanspiritquilts.com.

American Quilters Society – invites quilters to make one red, white and blue square, 9 inches square. Can be any design, traditional or original, that is a statement of hope. Please stitch or write your name, city, and state in a small (1 x 2.5 inch or less) area on the front of the square. You are also invited to submit in writing a 25-word message of faith. In Albuquerque, drop quilt squares off at Hawks Aloft or Ann Silva's Bernina Center. **Blocks due by end of December.** Call first, (505) 828-9455.


NEWSLETTER UPDATE

To receive the LAP newsletter via email, send email to lapiecemakers-subscribe@yahoogroups.com. If you have an announcement you'd like to send to the email list, send it to lapiecemakers@yahoogroups.com and it will be sent to the group.

Advertising rates: Business card-size ad: \$10. Quarter page: \$30. Half page: \$40. Send a check payable to "LAP" to Nancy Lemons, Treasurer, PO Box 261, Los Alamos, NM 87544. Make sure to note the month you're advertising and size of your ad on your check.

If you're having trouble viewing or printing this page, you can read this chapter (and all chapters) on the web at: <http://www.quiltzone.com/tales4.asp> . If you're still having problems, email Rosemary (rosemarysallee@yahoo.com) and she will get you a readable copy.

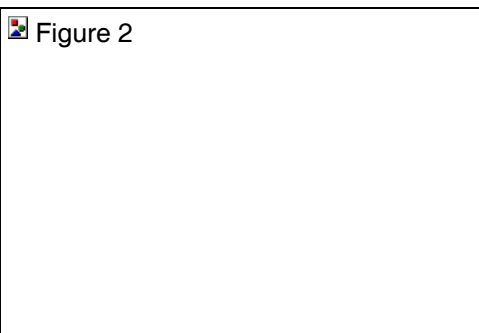
In this chapter we will be making cat blocks and a different version of the Four X block.



Cat Blocks:

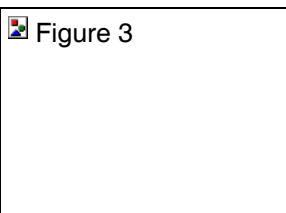
Draw a diagonal line from corner to corner on the back of all four 2" squares of background fabric. Following the diagram (Figure 1), place each square in the upper left corner of a Dark one (D1), Dark two (D2), Medium one (M1), Medium two (M2) 6/12"x4 1/4" rectangle. Stitch on the solid line then cut on the broken line, trimming the corner 1/4" from

the stitching line. Press open.

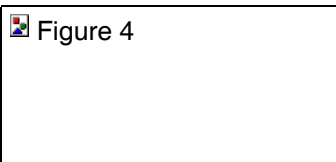


In the same manner as above, draw a diagonal line from corner to corner on the back of all eight 1 1/4" squares of dark and medium fabrics. Following the diagram to the left (Figure 2) place same color squares on each side of a 3 1/2" x 1 1/4" rectangle of background. Stitch on the solid line then cut on the broken line, trimming the corner 1/4" from the stitching line.

Press open.

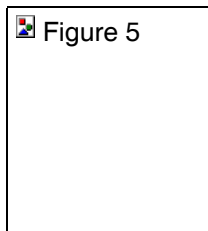


Stitch the long side of the 3 1/2" x 2" rectangles of medium and dark fabrics to bottom. Press.


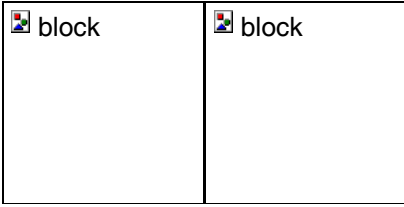


Join 3 1/2" x 2 3/4" background rectangles to the left side. Press.

Stitch together the sections made in figures 1 and 4. Press.

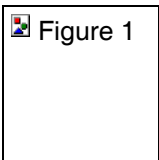


RESULT:



Block similar to the 4X block:

Stitch together small triangles of dark fabrics left over from 4X blocks in chapter 3:



Add large Medium triangle to complete block:

