

School Night for Scouting Training

- Purpose for Cub Scout Recruitment
- Positions and People Involved
- What Needs To Be Done, When, By Whom
- Schedule of Key Dates
- Discuss Application Forms / Materials
- Questions

SNFS - “The Idea”

- Recruit as many Boys (and adults) as possible in one coordinated night
- Capitalize on Coordinated Publicity
- Official “Start” to new Scouting year
- Start early in school year – competition with sports
- BSA Recruiting Goals:
 - Provide every boy the opportunity to join a program with family participation, values, skills, education, and the chance to have fun with boys of his own age.
 - Add to the membership of your pack so the Pack and Dens thrive from better attendance and enthusiasm.

Key People

- School Leaders
 - Principal (Approves distributions)
 - Secretary (Room reservations)
 - Custodian (POC for meetings rooms)
- Pack Leaders
 - Cubmaster
 - Committee Chair
 - Membership Chair
- District Leaders
 - Unit Commissioner
 - Membership Chair
 - District Executive

Pack Duties

- Contact School Principal and Secretary
 - Reserve Gym/rooms
 - Arrange to distribute flyers (LAPS district approval obtained by District) and display posters (preferably all summer)
 - Arrange Classroom visits for “Boy Talks”
 - Contact custodian to open building/rooms
- Attend SNFS Training and materials distribution @ Kick-off
- Provide District Exec./MC with flyer information for printing and poster orders
- Put up SNFS posters at the school
- Deliver flyers to school (groups of 12 for each grade/class
 - First set 1-2 weeks before SNFS
 - Second set three days before SNFS
- Conduct “Boy Talks” (Room-to-Room or Assembly)
- Promote wearing scout uniforms to school by existing Cub Scouts the “Day of SNFS” as a visual reminder

Pack Duties (continued)

Conduct SNFS event

- Set up display at least 30 minutes before meeting
- Lead school night meeting:
 - Give short Info presentation
 - Register boys
 - Secure parent leadership commitment
- **Turn in Applications and Fees (National Registration and Boy's Life) promptly (3 days).**
- **Follow up with new cub scouts to ensure they are active.**
- **Arrange for Fast Start and New Leader Essentials Training for new adults ASAP**

Advertising Ideas



Join Scouting

- In-School Displays
- Marquees (School's and businesses)
- School Newsletter
- Personal Invitations
- Newspaper Article

BOY TALKS

ROOM-TO-ROOM

PROS

- LITTLE DISRUPTION
- CONTROL
- SEE DIFFERENT ROOMS

CONS

- TIME NEEDED
- GROUP DYNAMICS
- MIXED GROUPS

SCHOOL ASSEMBLY

PROS

- END OF THE DAY
- GROUP DYNAMICS
- ONE STORY



CONS

- POOR CONTROL
- MOST DISRUPTIVE

DO YOU LIKE GAMES?



**ASK YES
QUESTIONS!**




**DO YOU LIKE TO GO
PLACES?**

**DO YOU LIKE TO DO
FUN THINGS?**

The Big Event! before you go. . .

- Assign someone to do a pre-opening activity
- Wear your uniform
- Assign someone to prepare a display table
- Review the agenda
- Bring packet of applications
- Grab from home
 - 20-30 pens
 - Change; bills and coins
 - Receipt book
 - Masking Tape


SNFS Site Diagram



**FIRST
GRADE**




**SECOND
GRADE**




**THIRD
GRADE**



**FOURTH
GRADE**



**FIFTH
GRADE**



SNFS AGENDA ITEMS

- **Welcome / Introductions**
- **Opening (optional flag ceremony)**
- **What is Cub Scouting**
- **Pack Yearly Program and Activities**
- **Recruit Adult Leaders for Dens and Pack positions**
- **Registration Process – Fill Out applications , Health histories, Pay fees**
- **Boy’s Life – A fun and rewarding resource for the scouts**
- **Adult Leader Training Dates**
- **Plan First Den Meetings for new Dens**
- **Share Phone Numbers**
- **Collect Applications and Fees before Leaving**

Keys to a Successful SNFS

- **Welcome People at the Door**
 - **Have Everyone Sign in**
 - **Send Them to the Right Table**
 - **Use Games/songs/stunts to Excite the Boys (& Parents)**
 - **If the Boy Has Fun, the Parents Will Too!**
 - **Council Provides a Script**
 - **Don't Just Read It!**
- **Boys/Parents Who Show up Are More Than Half Sold Before They Get There**
 - ⇒ **You Have to Close the Deal!**

Recruiting Adults

- **Get Boys to Say They Want to Join**
 - **Then Go After Parents for Adult Leaders**
- **“I Need at Least 2 Leaders to Work Each Week With the Boys”**
 - **Den Leader & Assistant**
- **Talk About What Leaders Do...Stress Rewards of Involvement With Boys**
 - **Stress Training & Help Available**
 - **Show Books and Program Helps to**
 - **Show How Easy the Job Is**
- **Ask Then for Volunteers**

After the Event

- Make Sure 1st Den Meeting Happens & New Boys Know About the Meeting
- Call Those Who Expressed Interest, But Did Not Join
 - Invite Them to First Pack Meeting
- Make Induction of New Boys/Families One of the Major Events of Your First Pack Meeting
- Go All Out to Make the September Pack Meeting Your Best!